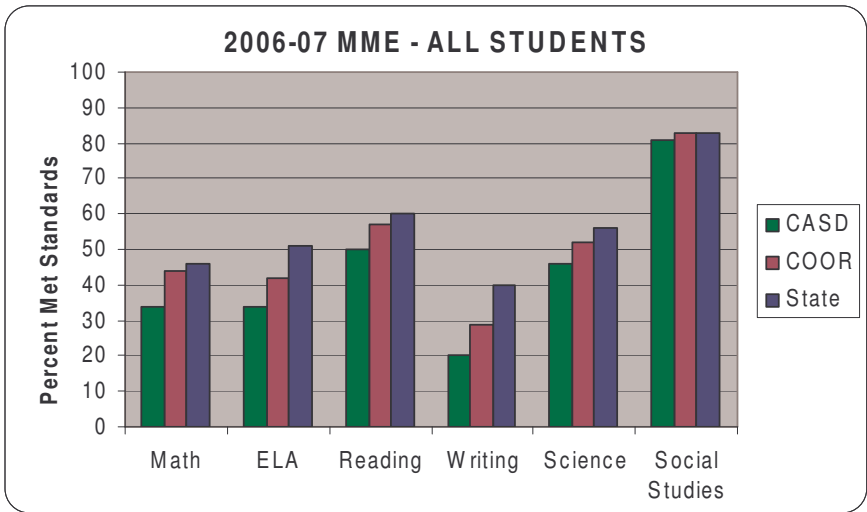


2007-08 MME Comparisons - All Students			
% Met	CASD	COOR	State
Math	52	45	46
ELA	47	48	52
Reading	54	60	62
Writing	39	37	41
Science	55	55	57
Social Studies	78	79	80



2006-07 MME Comparisons - All Students			
% Met	CASD	COOR	State
Math	34	44	46
ELA	34	42	51
Reading	50	57	60
Writing	20	29	40
Science	46	52	56
Social Studies	81	83	83

The Michigan Merit Examination (MME) is administered to the junior class in the spring of each year, beginning with the spring of 2007. The MME is used by the State of Michigan to determine the Adequate

Yearly Progress as is required under the No Child Left Behind federal law. The MME is a compilation of scores from the ACT, WorkKeys and Michigan generated items.

Analyzing Questions

- How do GHS students compare to other students in the State and in COOR?
- In what content areas are our students the strongest/weakest when compared to other groups?
- What might be some reasons for this?

Other data to consider

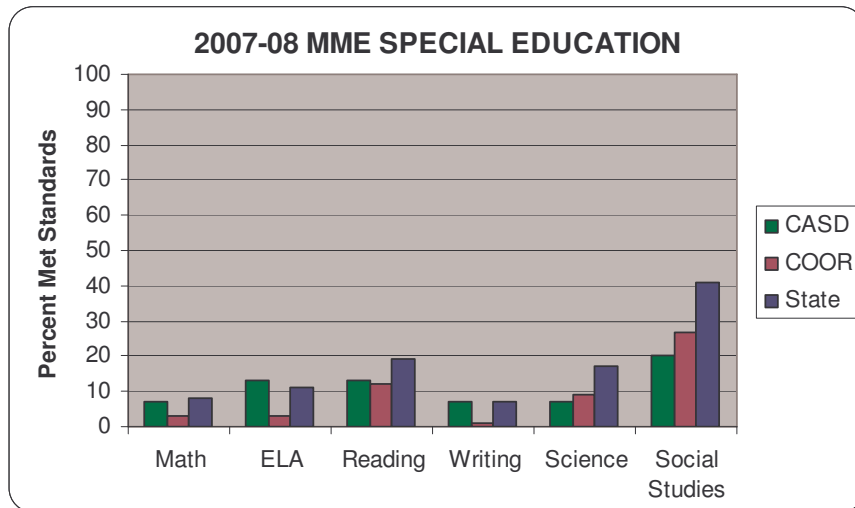
- Visit the Michigan Department of Education web site to learn more

about the Michigan Merit Examination

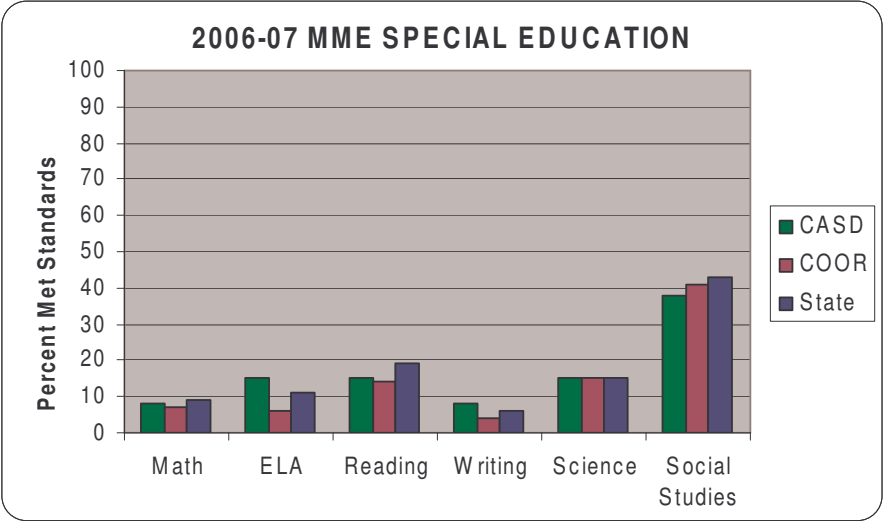
- EXPLORE, PLAN and ACT data
- Comparison to common assessments

Audience

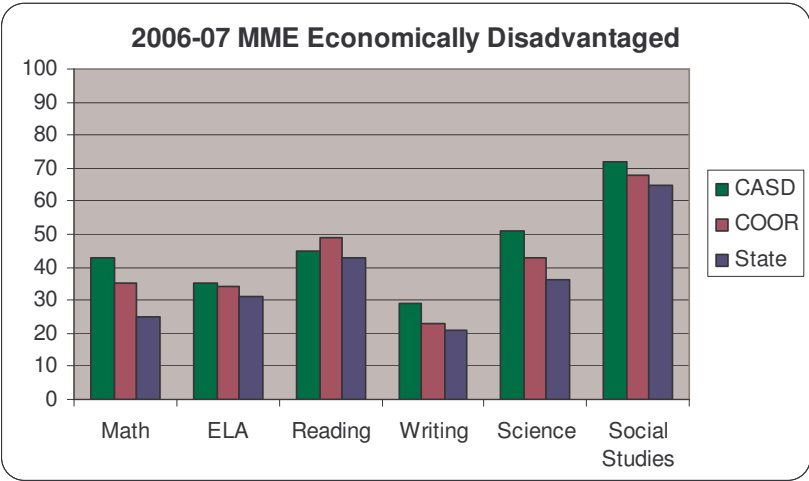
- School Board
- Parent
- Administrators
- Teachers



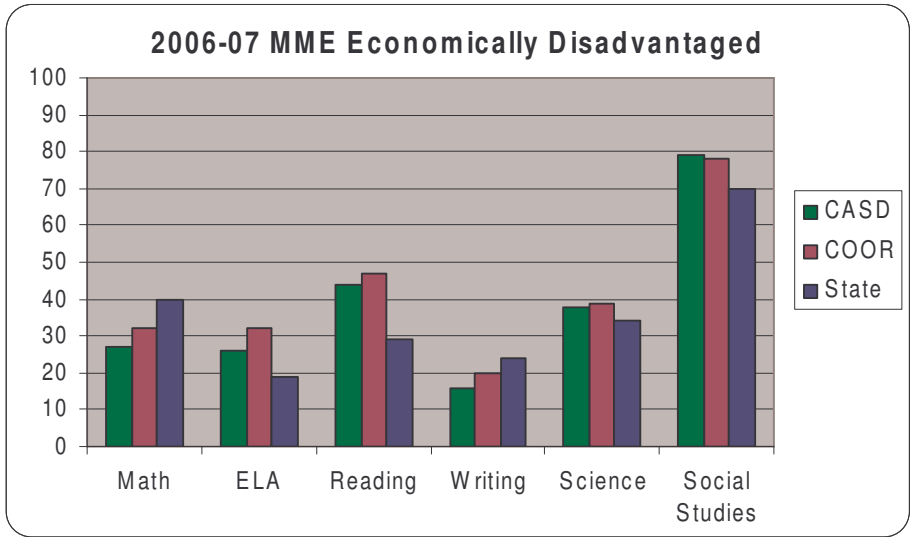
2007-08 MME Comparisons Special Education Students			
% Met	CASD	COOR	State
Math	7	3	8
ELA	13	3	11
Reading	13	12	19
Writing	7	1	7
Science	7	9	17
Social Studies	20	27	41



2006-07 MME Comparisons Special Education Student			
% Met	CASD	COOR	State
Math	8	7	9
ELA	15	6	11
Reading	15	14	19
Writing	8	4	6
Science	15	15	15
Social Studies	38	41	43



2007-08 MME Comparisons - Economically Disadvantaged			
% Met	CASD	COOR	State
Math	43	35	25
ELA	35	34	31
Reading	45	49	43
Writing	29	23	21
Science	51	43	36
Social Studies	72	68	65



2006-07 MME Comparisons - Economically Disadvantaged			
% Met	CASD	COOR	State
Math	27	32	40
ELA	26	32	19
Reading	44	47	29
Writing	16	20	24
Science	38	39	34
Social Studies	79	78	70