

Class of	Fall-2006	Spring-07	Fall-2007	Spring-08
2017	0	0	183.9	198.9
2016	185	196	193.6	205.5
2015	196	206	205.2	212.8
2014	205	212	208.3	215.7
2013	210	216	211.9	216.7
2012	215	217	217	221.5

Our district uses computerized assessment through the Northwest Evaluation Association (NWEA). These assessments, known as Measures of Academic Progress (MAP) are conducted in grades K-8 in the fall and spring -- are state-aligned computerized adaptive tests that accurately reflect the instructional level for each student and measure growth over time in the areas of Mathematics and Reading. They provide our teachers with tools to identify any achievement gaps of their students and then design individual instruction. We are using the data gained through the assessments to drive instruction in our classrooms.

Analyzing Questions

- Are our students showing growth over time?
- At what grade levels are our students showing the most/least growth?
- Why do we think this is so?

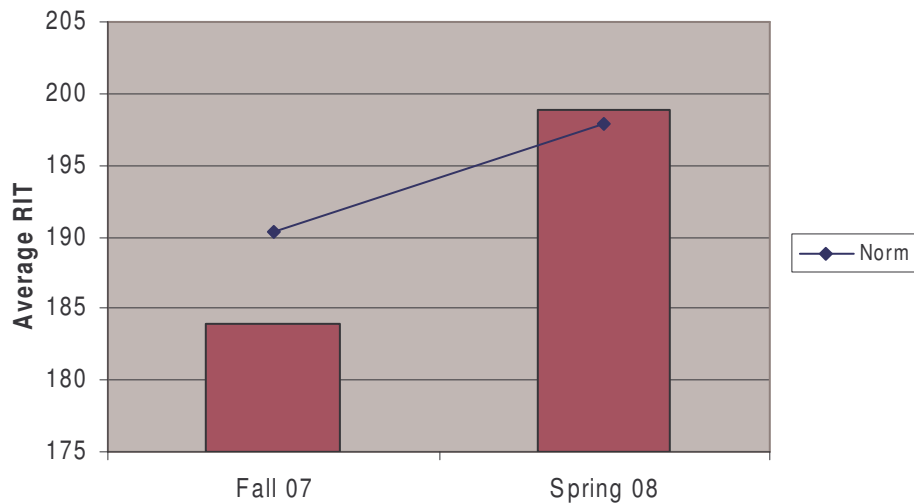
Other data to consider

- Individual student achievement
- Strand achievement
- Comparison to National norms
- Growth Data
- MEAP growth data

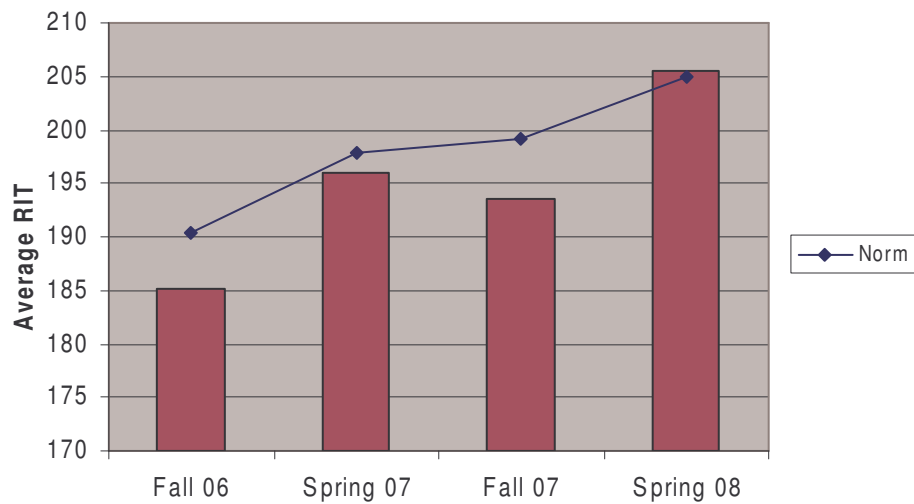
Audience

- Administrators
- Teachers

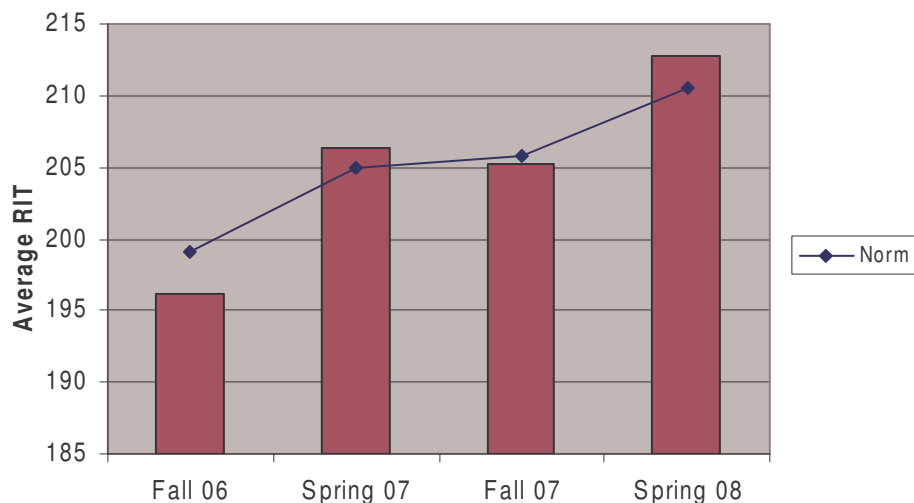
NWEA Reading Class of 2017



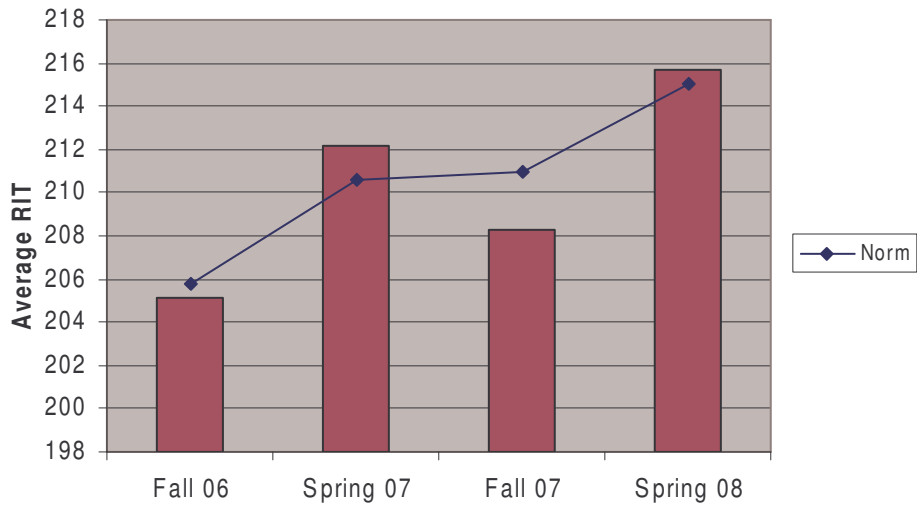
NWEA Reading Class of 2016



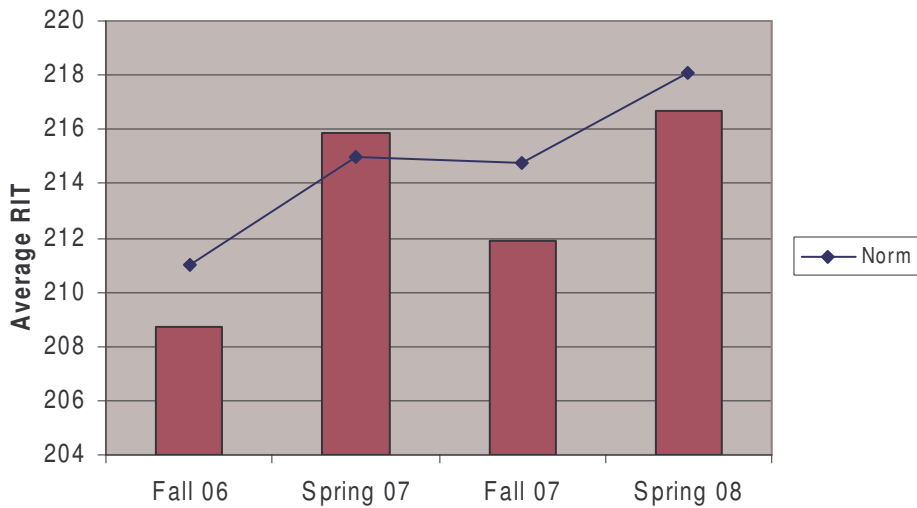
NWEA Reading Class of 2015



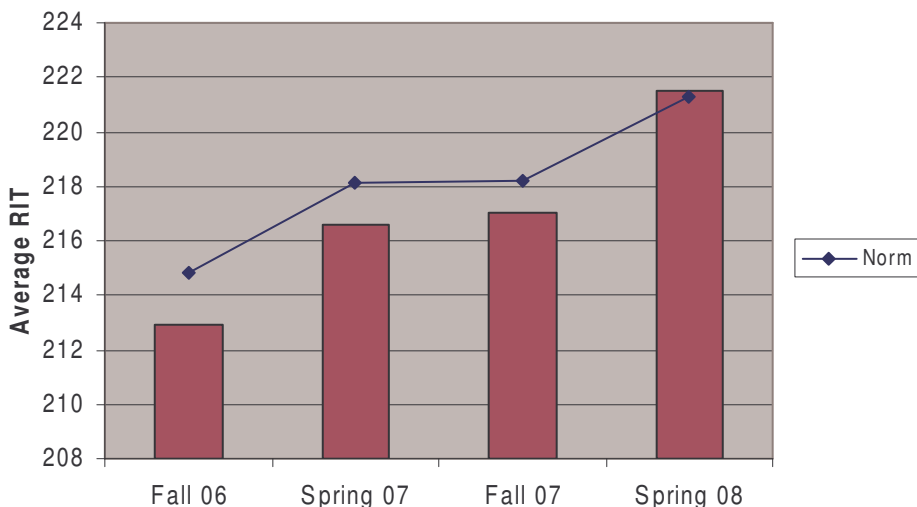
NWEA Reading Class of 2014



NWEA Reading Class of 2013



NWEA Reading Class of 2012



NWEA Reading Class of 2011

